

URBANWORX

MULTI PURPOSE MASSAGER WITH HEAT

UXSNM-8



INSTRUCTION MANUAL

Please read this manual carefully before using, and keep it for future reference.

CONTENTS

General Safety	4
Power Adapter	7
Operation Instructions	8
Massage Application Areas	9
Cleaning and Maintenance	10
Specification	11
Customer Support	Last Page

GENERAL SAFETY

Read this manual thoroughly before you start using the product.

Store this manual, the completed warranty card, your receipt and the product packaging.

The safety precautions instructions reduces the risk of fire, electric shock and injury when correctly complied to.

Please follow all instructions and take notice of all warnings.

IMPORTANT INFORMATION

- Do not expose this product to rain or moisture as it may result in fire.
- Do not temper or change or modify the product in any way.
- Only use Accessories outlined and recommended by the manufacturer.
- Please do not expose the product to splashing or water contact

- The apparatus shall not be exposed to dripping or splashing and no objects filled with liquids, such as vases, shall be placed on the product. Dry location use only.
- No naked flame source, such as candles, should be placed on the product.

GENERAL SAFETY (CONT.)

- The massager is intended for household use only.
- It must only be supplied at SELV.
- The appliance is only to be used with the adapter provided.
- If you notice any unusual odors or smoke around the unit, immediately disconnect the unit from the power source and contact the service center. Failure to do so may result in fire or electric shock.
- When not using the unit for long periods of time. Please disconnect the product from main power.
- Please beware that Dust could accumulate over time on the unit and cause it to generate heat and or deteriorate insulation, which in turn may result in an electrical fire.
- The appliance is not to be used by persons (including children) with reduced physical, sensory or mental capabilities, or lack of experience and knowledge, unless they have been given supervision or instruction.
- Children being supervised not to play with the appliance.
- Cleaning and user maintenance shall not be made by children without supervision.
- Never leave the massage gun operating or charging unattended.
- To maintain the product do not use any chemical or cleaning agent or wet cloth, please only ensure to utilize a dry cloth to wipe it down from marks or dust and only after disconnect the product from DC power adapter.
- Please ensure to contact our call center for any repair or service required for the products.

Please make sure upon positioning this product, the place is:

- Not wet or damp and Well ventilated
- Away from direct sunlight or heaters.
- Away from splashes or food.
- Protected from excessive dust or grease.
- Do not place small metallic objects on top of the unit.
- Do not use or store flammable or combustible materials near the unit. Doing so may result in fire or explosion. Do not place any naked flame sources, such as lit candles, cigarettes or incense sticks on top of the product.

GENERAL SAFETY (CONT.)

Before first use

- Unpack the product and accessories and ensure all parts of the product are undamaged and in good working order.
- Plastic wrapping can be a suffocation hazard for babies and young children, so ensure all packaging materials are out of their reach and disposed of safely.
- Unwind the power adaptor cord to its full length and inspect it for damage before each use. Do not use the product if it or its cord has been damaged or is not working properly. In case of damage, contact our after sales support line for advice on examination, repair or return of the damaged product.
- Do not use the massager in a bathroom or a similarly humid area as such an environment may reduce the lifespan of the massager mechanism.
- Ensure the massager is not exposed to direct sunlight or placed near a heater or other heat source.
- Your massager comes pre-assembled, so you can plug it in and use it straight away.

Consult your doctor prior to using if:

- you are pregnant
- you have a cardiac pacemaker, artificial joints or electronic implants
- you suffer from one or more of the following illnesses and complaints: circulation disorders, varicose veins, open wounds, bruises, broken skin, inflammation of the veins, skin eruptions.

Do not use this product:

- To supplement or replace medical treatment. Chronic complaints and symptoms may be made worse.
- If you have circulatory problems or on areas sensitive to heat.
Risk of burning!

CAUTION!

- This product is a non-professional appliance designed to provide a soothing massage. Do not use this product as a substitute for medical attention. If you have any concerns regarding your health, consult your doctor before using the product.
- Never use this massager if you suffer from any physical ailment that would limit your capacity to operate the controls or if you have sensory deficiencies.
- The appliance has a heated surface. Persons insensitive to heat must be careful when using the appliance.

POWER ADAPTER

This unit is equipped with one power adapter with specified parameters as above. Plug the pins of adapter into the power outlet.

Plug into power outlet



Plug into the DC cord of the massager

OPERATION INSTRUCTIONS




Power Button ON/OFF

Massage Direction (Forward / Reverse)

Massage Speed (Medium/High/Low)

Heating Button: ON/OFF



Step 1 Make familiar with the control buttons above.

Step 2 Connect the power adapter to the massager correctly. Make some adjustment in location before user uses this massager on the desired body position.

Step 3 Switch on the Power button, user can start shiatsu massage and heating by Massage direction/Speed or Heating buttons respectively.

Step 4 Switch off the Power button to stop using of this massager.

Stop using the product, please switch off the power button.
The item equipped with **15 auto-timer**

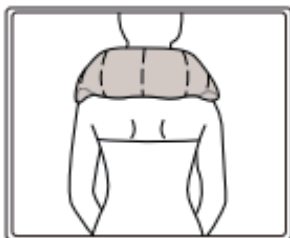
MASSAGE APPLICATION AREAS

This massager can be applied to use in neck & shoulders, back, waist, abdomen, thighs or legs.

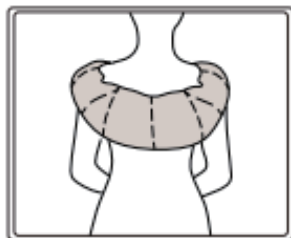
Please use in the parts showed in the pictures below



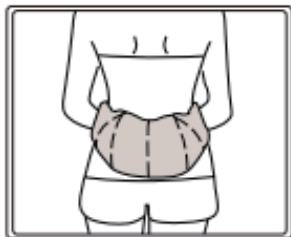
Neck&Shoulder



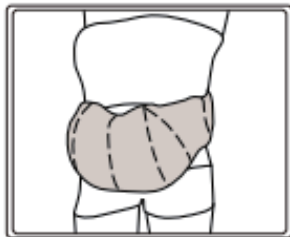
Neck



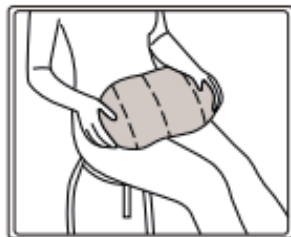
Back



Waist



Abdomen



Thigh

CLEANING AND MAINTENANCE

- Make sure the product is switched off before cleaning.
- This appliance can be cleaned only by clean soft towel or the cloth like.
- **NEVER** use brushes, aggressive cleaning agents, petrol, thinners or alcohol.
- DO NOT KINK in the cable.

SPECIFICATIONS

Input voltage and current (adaptor output)	12V DC \equiv 1A
Weights	Net: 1.29 kg Gross: 1.55kg



URBANWORX

CUSTOMER HELPLINE:

info@ayonz.com

DISTRIBUTED BY:

Ayonz Pty Ltd