

URBANWORX

RECHARGEABLE MASSAGE GUN

UX8SMG



INSTRUCTION MANUAL

Please read this manual carefully before using, and keep it for future reference.

CONTENTS

General Safety	4
Before first use	6
Product Overview	8
Basic Operation	9
Specification	12
Customer Support	Last Page

GENERAL SAFETY

Read this manual thoroughly before you start using the massage gun. Store this manual, the completed warranty card, your receipt and the product packaging.

The safety precautions instructions reduces the risk of fire, electric shock and injury when correctly complied to.

Please follow all instructions and take notice of all warnings.

IMPORTANT INFORMATION

- Do not expose this product to rain or moisture as it may result in fire.
- Do not temper or change or modify the product in any way.
- Only use Accessories outlined and recommended by the manufacturer.
- Please do not expose the product to splashing or water contact

- The apparatus shall not be exposed to dripping or splashing and no objects filled with liquids, such as vases, shall be placed on the product. Dry location use only.
- No naked flame source, such as candles, should be placed on the product.
- This appliance is not to be used by persons (including children) with reduced physical, sensor or mental capabilities, or lack of experience and knowledge, unless they have been given supervision or instruction.
Children being supervised not to play with the appliance.

GENERAL SAFETY (CONT.)

- If you notice any unusual odors or smoke around the unit, immediately disconnect the unit from the outlet and contact the service center. Failure to do so may result in fire or electric shock.
- When not using the unit for long periods of time or when you are moving the unit. Please disconnect the product from main power.
- Please beware that Dust could accumulate over time on the unit and cause it to generate heat and or deteriorate insulation, which in turn may result in an electrical fire.
- The product is not intended for use by persons (including children) with reduced physical, sensory or mental capabilities, or young children of any age, They must be supervised product by a person responsible for their safety.
- To maintain the product do not use any chemical or cleaning agent or wet cloth, please only ensure to utilize a dry cloth to wipe it down from marks or dust and only after unplugging the product from the power socket.
- Please ensure to contact our call center for any repair or service required for the products.

Please make sure upon positioning this product, the place is:

- Not wet or damp and Well ventilated
- Away from direct sunlight or heaters.
- Away from splashes or food.
- Protected from excessive dust or grease.
- Do not place the Product near heat sources such as radiators, stoves or other audio visual equipment that produce heat.
- Do not place small metallic objects on top of the unit.
- Do not use or store flammable or combustible materials near the unit. Doing so may result in fire or explosion. Do not place any naked flame sources, such as lit candles, cigarettes or incense sticks on top of the product.

GENERAL SAFETY (CONT.)

- For adults only.
- Use only on a dry surface of the body over clothing by lightly pressing and moving across the body for approximately 60 seconds per region.
- Use this product only on the body's soft tissue as desired without producing pain or discomfort. Do not use on the head or any hard or bony area of the body.
- Use only the applicators that provide the best-desired effect.
- Bruising can occur regardless of control setting or pressure applied. Check treated areas frequently and immediately stop at first sign of pain or discomfort.
- Keep fingers, hair, or any other body part away from the shaft and backside of the applicator as pinching may occur.
- Do not place any objects into the ventilation holes of the product.
- Do not immerse in water or allow water to enter the ventilation holes of product.
- Do not drop or misuse
- Only recharge with supplied 9VDC Charger.
- Never leave the product operating unattended.

GENERAL SAFETY (CONT.)

Before first use

- Unpack the product and accessories and ensure all parts of the product are undamaged and in good working order.
- Plastic wrapping can be a suffocation hazard for babies and young children, so ensure all packaging materials are out of their reach and disposed of safely.
- Unwind the power adaptor cord to its full length and inspect it for damage before each use. Do not use the product if it or its cord has been damaged or is not working properly. In case of damage, contact our after sales support line for advice on examination, repair or return of the damaged product.
- Do not use the product in a bathroom or a similarly humid area as such an environment may reduce the lifespan of the massager mechanism.
- Ensure the product is not exposed to direct sunlight or placed near a heater or other heat source.
- Your product comes pre-assembled, so you can plug it in and use it straight away.

Consult your doctor prior to using if:

- you are pregnant
- you have a cardiac pacemaker, artificial joints or electronic implants
- you suffer from one or more of the following illnesses and complaints: circulation disorders, varicose veins, open wounds, bruises, broken skin, inflammation of the veins, skin eruptions.

Do not use this product:

- To supplement or replace medical treatment. Chronic complaints and symptoms may be made worse.
- If you have circulatory problems or on areas sensitive to heat.

CAUTION!

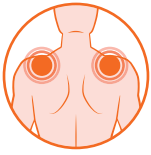
- Do not use this product as a substitute for medical attention. If you have any concerns regarding your health, consult your doctor before using the product.
- Never use this product if you suffer from any physical ailment that would limit your capacity to operate the controls or if you have sensory deficiencies.

PRODUCT OVERVIEW

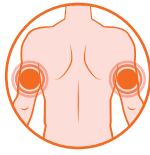


BASIC OPERATION

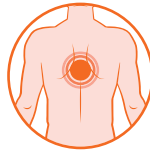
SUITABLE FOR MULTIPLE AREAS:



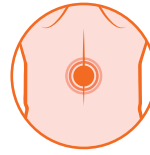
SHOULDERS



ARMS



BACK



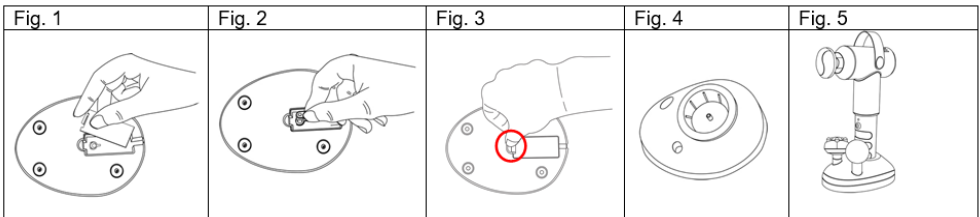
LOWER BACK



LEGS

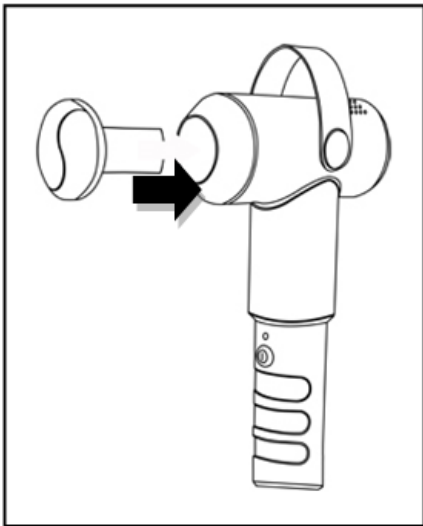
Charging the Device

- Remove the adaptor cover at the bottom of the charging base. (see fig. 1)
- Then put the 9V adaptor to the hole of the adaptor compartment. (see. Fig 2) then reattached the adaptor cover and push the clip to the front in order to lock the cover. (see Fig. 3)
- Then the adaptor jack will be fixed firmly on the charging base (see Fig. 4), plug the adaptor AC cable plug into wall outlet and then put the massager Device on the charging base for charging (See Fig. 5)
- The charging indicating light on the massage Device (above the control button) will blinking in red. Upon full charge it will be light up in blue. (The Device cannot be use during charging)
- Charge for 3-4 Hours for full charge that can works for around 1.5 hours.



BASIC OPERATION (Cont.)

- You can select the appropriate detachable head by screwing it into the massager.
- Power the device on by pressing the power button for 1 second, then the blue will illuminate,
 - Starts at LOW level,
 - Press button again to MID level
 - Press again to select HIGH level.
- Long press 1 second for turn off the massager.
- Massage desired body part at your selected speed applying pressure as needed.
- When the massage gun starts to slow down, this means the battery is running low, please charge the massage gun.
- The massager is preset with 10 minutes auto off timer.
Remarks: if you change the mode in midway, the timer will count from the beginning.



INFORMATION

Maintenance

- Massage gun is easy to clean. Store it in its original box or within storage container to keep dust accumulation to a minimum.
- Remove dust with a vacuum cleaner or duster.
- Never use cleaners chemicals, hard brushes.

CAUTION!


- Do not allow water or any other liquids to come into contact with the unit.
- Do not clean with any liquids.

Troubleshooting

If your product stops working, make sure the product is fully charged. If unit is still not working, contact our call centre at info@ayonz.com.

Do not attempt to open and repair the unit yourself.

SPECIFICATIONS

DC INPUT	9V  1.0A
Li-ion Battery	2600mAh
Weights	Net: 1.05 kg / Gross: 1.75 kg
Dimensions	50 (w) x 190 (d) x 235 (h) mm

This appliance has been fully tested and meets all requirements as set out by standards AS/NZS 60335.1 and AS/NZS 60335.2.32 for electrical safety.

URBANWORX

CUSTOMER HELPLINE:

info@ayonz.com

DISTRIBUTED BY:

Ayonz Pty Ltd