



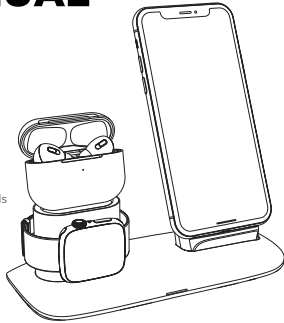
URBANWORX



FOR TABLETS,  
SMARTPHONES,  
WATCHES &  
AIRPODS

# INSTRUCTION MANUAL

UX3Qi



\*Apple - iPhone,  
Watch & AirPods  
Not Included

## General Safety

Read this manual thoroughly before you start using the Wireless Charger.  
Store this manual, the completed warranty card, your receipt and the product packaging.

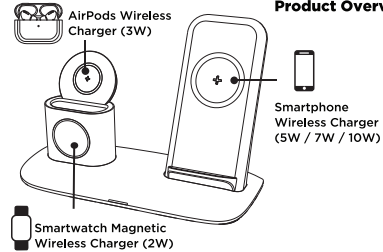
### To reduce the risk of injury:

- Do not allow metal objects to touch or pierce the the device,
- Do not expose this product to excessive heat and direct sunlight.

### PLEASE READ BEFORE USING:

- Do not pull out USB charging cable from the cord, Make sure to hold the USB tip and gently pull out of USB socket.
- Be sure that the 4 in 1 Wireless Charging Dock is on a stable flat surface, to prevent your smart devices from potentially falling.
- Protection case of smart device must be thinner than 3mm, or it may effect charging efficiency, Cases made of metal, attachments such as magnets, cards, grips will interfere with charging.
- Make sure smart device supports Qi Wireless Charging function.
- To achieve best charging effect, please use QC2.0 / 3.0 Charger.

## Product Overview



## How To Use

Please read instructions carefully.

### USB Port

Use the USB port to charge any smart device.

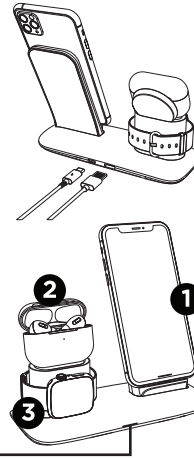
### USB-C

This USB-C port is used to power the 4 in 1 Wireless Charging Dock.

### Qi Wireless Charging

There are 3 locations to charge via Qi Wireless Charging.

- 1 Smartphone (5W/7W/10W)
- 2 AirPods (3W)
- 3 SmartWatch (2W)



**Power Up** - Green/Blue/Red light will flickers alternately.

**No Load** - Green light will stay on for 3 minutes then turn off.

**Phone Charging** - Blue light will stay on for 3 minutes then turn off.

## Specificaitons

Material	ABS + PC
Size	184 (w) x 78 (d) x 128 (h) mm
Net Weight:	167 grams
Input:	5-12VDC 3A
USB Output:	5VDC 2A
Wireless Output:	10W / 7.5W / 5W (Phone), 3W (Earphone), 2W (Watch)



URBANWORX

**SUPPORT**

info@ayonz.com